



FY2022-2023 OPERATING BUDGETS

Total Operating Budget
General Fund
Designated Fund
Auxiliary Fund
Expendable Restricted Fund
MSU AgBioResearch
MSU Extension
Intercollegiate Athletics

Table of Contents

	Page
All Funds Total - Budget Summary	3
Sources by Fund Group - Chart	4
All Funds Total - Sources Chart	5
All Funds Total - Uses Chart	6
General Fund - Budget Summary	7
General Fund - Sources Chart	8
General Fund - Uses Chart	9
Designated Fund - Budget Summary	10
Auxiliary Fund - Budget Summary	11
Expendable Restricted Fund - Budget Summary	12
MSU AgBioResearch - Budget Summary	13
MSU Extension - Budget Summary	14
Intercollegiate Athletics - Budget Summary	15
General Fund Administrative Budget - Summary	16
General Fund Administrative Budget - Detail	18

FY2022-2023 BUDGETS

Total Operating Budget Summary of Sources & Uses

	Sources \$ Amount				Uses \$ Amount		
	2022-23	2021-22 ⁽¹⁾	YOY Change		2022-23	2021-22 ⁽¹⁾	YOY Change
STATE APPROPRIATIONS				SALARIES & WAGES	1,341,350,000	1,271,894,000	69,456,000
Operating (Recurring)	363,233,000	354,338,000	8,895,000				
One-Time / Special Appropriations	8,927,000	14,795,000	(5,868,000)	EMPLOYEE BENEFITS	426,116,000	405,736,000	20,380,000
Total State Appropriations	372,160,000	369,133,000	3,027,000				
STUDENT TUITION & FEES	1,165,322,000	1,070,600,000	94,722,000	STUDENT FINANCIAL AID	329,785,000	315,194,000	14,591,000
CONTRACTS & GRANTS				SUPPLIES, SERVICES & OPERATIONS	992,257,000	888,470,000	103,787,000
Grants & Contracts	518,117,000	505,831,000	12,286,000				
Pell Grants	44,000,000	42,055,000	1,945,000	Debt Service	111,591,000	117,475,000	(5,884,000)
Capital Grants (primarily FRIB)	0	15,998,000	(15,998,000)				
Total Contracts & Grants	562,117,000	563,884,000	(1,767,000)	USES GRAND TOTAL	3,201,099,000	2,998,769,000	202,330,000
ADDITIONAL REVENUE SOURCES							
Auxiliary Activities	457,306,000	432,804,000	24,502,000	SURPLUS / (DEFICIT)	34,230,000	44,922,000	(10,692,000)
Departmental Activities	364,520,000	348,692,000	15,828,000				
Endowment and Investment Income	231,779,000	165,358,000	66,421,000				
Private Gifts	82,125,000	71,920,000	10,205,000				
Other Revenue	0	21,300,000	(21,300,000)				
Total Additional Revenue Sources	1,135,730,000	1,040,074,000	95,656,000				
SOURCES GRAND TOTAL	3,235,329,000	3,043,691,000	191,638,000				

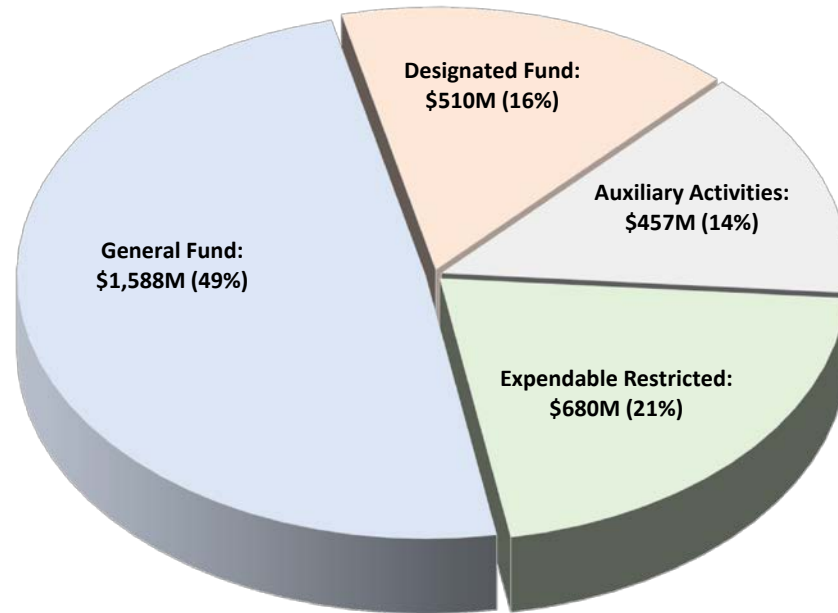
Notes:

⁽¹⁾ FY2021-22 Restated

FY2022-2023 BUDGETS

Sources by Fund Group (Millions of Dollars)

Total: \$3,235M



The FY 2022-23 Budget prioritizes the resources needed to support MSU's mission and strategic priorities, balanced against anticipated resources, and outlines the sources and uses of the four major operating fund groups: General Funds, Designated Funds, Auxiliary Funds, and Expendable Restricted Funds. Total revenues are planned at \$3.2 billion, with nearly half of that included in the General Fund Budget.


FY2022-2023 BUDGETS

Total Operating Budget - Sources (Millions of Dollars)

Total: \$3,235M

STUDENT TUITION AND FEES

2022-23 academic year tuition for entering class of lower division undergraduate students: \$15,192 for residents and \$41,778 for non-residents.



CONTRACTS & GRANTS

Contracts & Grants include \$44M in Pell Grants

ADDITIONAL REVENUE SOURCES

Includes \$457M in Auxiliary Activities, \$365M in Departmental Activities, \$232M in Endowment and Investment Income, and \$82M in Private Gifts

STATE APPROPRIATIONS

Annual operating appropriation from the State of Michigan as determined by the Governor, House of Representatives, and State Senate. \$372M budget includes \$9M in One-Time / Special Appropriations.

FY2022-2023 BUDGETS

Total Operating Budget - Uses (Millions of Dollars)

Total: \$3,201M

SALARIES & WAGES
Includes faculty, academic staff, support staff and graduate assistants. Also includes costs for regular labor employees and hourly student employees.

SALARIES & WAGES:
\$1,341M (42%)

EMPLOYEE BENEFITS
Includes healthcare costs and employee retirement contributions match.

EMPLOYEE BENEFITS:
\$426M (13%)

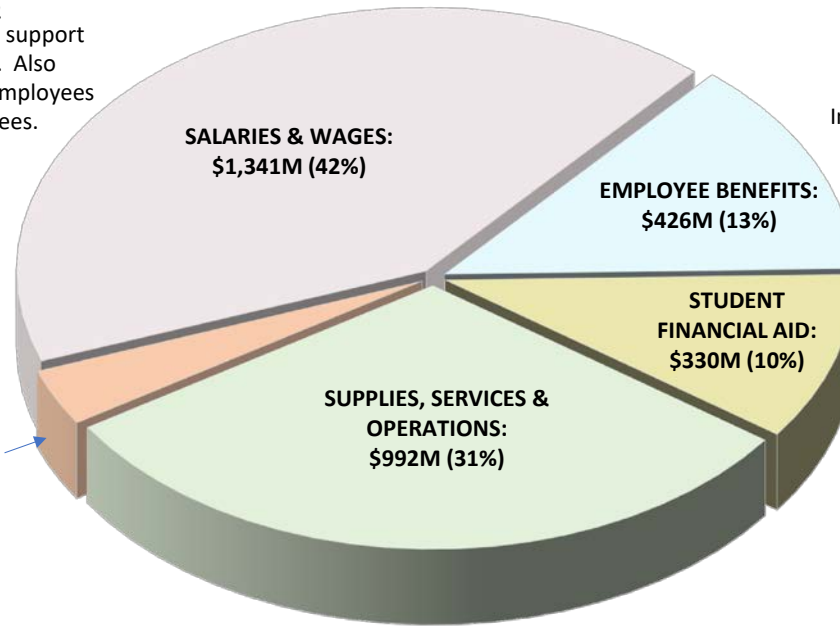
STUDENT FINANCIAL AID
Regular student financial assistance.

STUDENT FINANCIAL AID:
\$330M (10%)

DEBT SERVICE:

SUPPLIES, SERVICES & OPERATIONS:
\$992M (31%)

SUPPLIES, SERVICES & OPERATIONS
Includes funding for day-to-day operations, infrastructure maintenance and information technology.



FY2022-2023 BUDGETS

General Fund Budget Summary of Sources & Uses

	Sources \$ Amount				Uses \$ Amount		
	2022-23	2021-22 ⁽¹⁾	YOY Change		2022-23	2021-22 ⁽¹⁾	YOY Change
STATE APPROPRIATIONS				SALARIES & WAGES	793,117,000	753,075,000	40,042,000
Operating (Recurring)	296,533,000	289,265,000	7,268,000				
One-Time / Special Appropriations	7,300,000	14,144,000	(6,844,000)	EMPLOYEE BENEFITS	251,740,000	240,400,000	11,340,000
Total State Appropriations	303,833,000	303,409,000	424,000				
STUDENT TUITION & FEES	1,152,789,000	1,063,000,000	89,789,000	STUDENT FINANCIAL AID	208,300,000	196,429,000	11,871,000
CONTRACTS & GRANTS				SUPPLIES, SERVICES & OPERATIONS	302,476,000	261,182,000	41,294,000
Grants & Contracts	0	0	0				
Pell Grants	0	0	0	Debt Service	31,867,000	33,323,000	(1,456,000)
Capital Grants (primarily FRIB)	0	0	0				
Total Contracts & Grants	0	0	0	USES GRAND TOTAL	1,587,500,000	1,484,409,000	103,091,000
ADDITIONAL REVENUE SOURCES							
Auxiliary Activities	0	0	0	SURPLUS / (DEFICIT)	0	0	0
Departmental Activities	3,182,000	3,311,000	(129,000)				
Endowment and Investment Income	29,289,000	11,289,000	18,000,000				
Private Gifts	0	0	0				
Facilities and Admin Cost Recovery	98,407,000	82,100,000	16,307,000				
Other Revenue	0	21,300,000	(21,300,000)				
Total Additional Revenue Sources	130,878,000	118,000,000	12,878,000				
SOURCES GRAND TOTAL	1,587,500,000	1,484,409,000	103,091,000				

Notes:

⁽¹⁾ FY2021-22 Restated

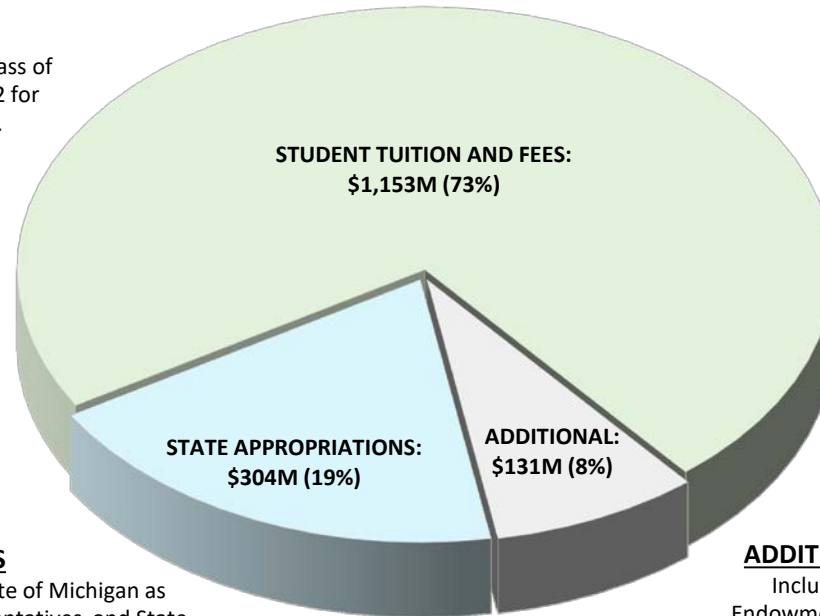
FY2022-2023 BUDGETS

General Fund Budget - Sources (Millions of Dollars)

Total: \$1,588M

STUDENT TUITION AND FEES

2022-23 academic year tuition for entering class of lower division undergraduate students: \$15,192 for residents and \$41,778 for non-residents.



STATE APPROPRIATIONS

Annual operating appropriation from the State of Michigan as determined by the Governor, House of Representatives, and State Senate. \$304M budget includes \$7M in One-Time / Special Appropriations. The budget does not include AgBioResearch, MSU Extension, Capital Outlay or any other supplemental appropriations.

ADDITIONAL REVENUE SOURCES

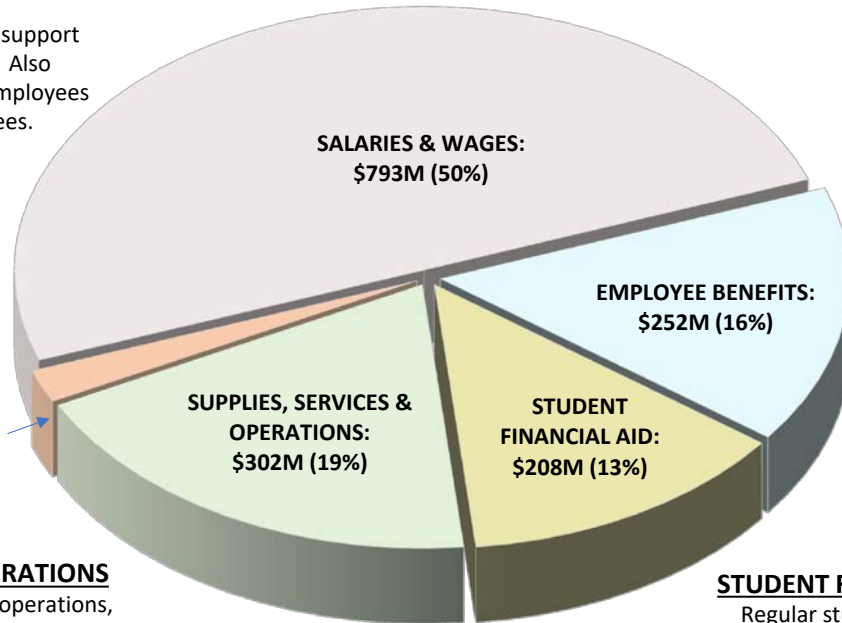
Includes Departmental Activities, Endowment and Investment Income, and Facilities and Admin Cost Recovery.

FY2022-2023 BUDGETS

General Fund Budget - Uses (Millions of Dollars)

Total: \$1,588M

SALARIES & WAGES
Includes faculty, academic staff, support staff and graduate assistants. Also includes costs for regular labor employees and hourly student employees.



EMPLOYEE BENEFITS
Includes healthcare costs and employee retirement contributions match.

DEBT SERVICE:
\$32M (2%)

SUPPLIES, SERVICES & OPERATIONS
Includes funding for day-to-day operations, infrastructure maintenance and information technology.

STUDENT FINANCIAL AID
Regular student financial assistance.

FY2022-2023 BUDGETS

Designated Fund Budget Summary of Sources & Uses

	Sources \$ Amount				Uses \$ Amount		
	2022-23	2021-22 ⁽¹⁾	YOY Change		2022-23	2021-22 ⁽¹⁾	YOY Change
STATE APPROPRIATIONS				SALARIES & WAGES	92,508,000	89,988,000	2,520,000
Operating (Recurring)	0	0	0				
One-Time / Special Appropriations	0	0	0	EMPLOYEE BENEFITS	18,039,000	15,724,000	2,315,000
Total State Appropriations	0	0	0				
STUDENT TUITION & FEES	9,402,000	4,500,000	4,902,000	STUDENT FINANCIAL AID	2,000,000	2,000,000	0
CONTRACTS & GRANTS				SUPPLIES, SERVICES & OPERATIONS	341,126,000	293,646,000	47,480,000
Grants & Contracts	0	0	0				
Pell Grants	0	0	0	Debt Service	37,584,000	41,756,000	(4,172,000)
Capital Grants (primarily FRIB)	0	0	0				
Total Contracts & Grants	0	0	0	USES GRAND TOTAL	491,257,000	443,114,000	48,143,000
ADDITIONAL REVENUE SOURCES				SURPLUS / (DEFICIT)	19,021,000	20,171,000	(1,150,000)
Auxiliary Activities	0	0	0				
Departmental Activities	361,338,000	345,381,000	15,957,000				
Endowment and Investment Income	135,000,000	95,000,000	40,000,000				
Private Gifts	0	0	0				
Facilities and Admin Cost Recovery	4,538,000	18,404,000	(13,866,000)				
Other Revenue	0	0	0				
Total Additional Revenue Sources	500,876,000	458,785,000	42,091,000				
SOURCES GRAND TOTAL	510,278,000	463,285,000	46,993,000				

Notes:

⁽¹⁾ FY2021-22 Restated

FY2022-2023 BUDGETS

Auxiliary Fund Budget Summary of Sources & Uses

	Sources \$ Amount				Uses \$ Amount		
	2022-23	2021-22 ⁽¹⁾	YOY Change		2022-23	2021-22 ⁽¹⁾	YOY Change
STATE APPROPRIATIONS				SALARIES & WAGES	205,951,000	193,001,000	12,950,000
Operating (Recurring)	0	0	0				
One-Time / Special Appropriations	0	0	0	EMPLOYEE BENEFITS	71,579,000	69,846,000	1,733,000
Total State Appropriations	0	0	0				
 				STUDENT FINANCIAL AID	21,486,000	18,905,000	2,581,000
STUDENT TUITION & FEES	0	0	0				
 				SUPPLIES, SERVICES & OPERATIONS	109,846,000	94,148,000	15,698,000
CONTRACTS & GRANTS							
Grants & Contracts	0	0	0	Debt Service	38,194,000	37,974,000	220,000
Pell Grants	0	0	0				
Capital Grants (primarily FRIB)	0	0	0	USES GRAND TOTAL	447,056,000	413,874,000	33,182,000
Total Contracts & Grants	0	0	0				
 				SURPLUS / (DEFICIT)	10,250,000	18,930,000	(8,680,000)
ADDITIONAL REVENUE SOURCES							
Auxiliary Activities	457,306,000	432,804,000	24,502,000				
Departmental Activities	0	0	0				
Endowment and Investment Income	0	0	0				
Private Gifts	0	0	0				
Facilities and Admin Cost Recovery	0	0	0				
Other Revenue	0	0	0				
Total Additional Revenue Sources	457,306,000	432,804,000	24,502,000				
SOURCES GRAND TOTAL	457,306,000	432,804,000	24,502,000				

Notes:

⁽¹⁾ FY2021-22 Restated

FY2022-2023 BUDGETS

Expendable Restricted Fund Budget Summary of Sources & Uses

	Sources \$ Amount				Uses \$ Amount		
	2022-23	2021-22 ⁽¹⁾	YOY Change		2022-23	2021-22 ⁽¹⁾	YOY Change
STATE APPROPRIATIONS				SALARIES & WAGES	249,774,000	235,830,000	13,944,000
Operating (Recurring)	66,700,000	65,073,000	1,627,000				
One-Time / Special Appropriations	1,627,000	651,000	976,000				
Total State Appropriations	68,327,000	65,724,000	2,603,000	EMPLOYEE BENEFITS	84,758,000	79,766,000	4,992,000
STUDENT TUITION & FEES	3,131,000	3,100,000	31,000	STUDENT FINANCIAL AID	97,999,000	97,860,000	139,000
CONTRACTS & GRANTS				SUPPLIES, SERVICES & OPERATIONS	238,809,000	239,494,000	(685,000)
Grants & Contracts	518,117,000	505,831,000	12,286,000				
Pell Grants	44,000,000	42,055,000	1,945,000	Debt Service	3,946,000	4,422,000	(476,000)
Capital Grants (primarily FRIB)	0	15,998,000	(15,998,000)				
Total Contracts & Grants	562,117,000	563,884,000	(1,767,000)	USES GRAND TOTAL	675,286,000	657,372,000	17,914,000
ADDITIONAL REVENUE SOURCES				SURPLUS / (DEFICIT)	4,959,000	5,821,000	(862,000)
Auxiliary Activities	0	0	0				
Departmental Activities	0	0	0				
Endowment and Investment Income	67,490,000	59,069,000	8,421,000				
Private Gifts	82,125,000	71,920,000	10,205,000				
Facilities and Admin Cost Recovery	(102,945,000)	(100,504,000)	(2,441,000)				
Other Revenue	0	0	0				
Total Additional Revenue Sources	46,670,000	30,485,000	16,185,000				
SOURCES GRAND TOTAL	680,245,000	663,193,000	17,052,000				

Notes:

⁽¹⁾ FY2021-22 Restated

FY2022-2023 BUDGETS

MSU AgBioResearch Summary of Sources & Uses

	Sources \$ Amount				Uses \$ Amount		
	2022-23	2021-22 ⁽¹⁾	YOY Change		2022-23	2021-22 ⁽¹⁾	YOY Change
FEDERAL FUNDS				SALARIES & WAGES	27,930,000	27,944,000	(14,000)
Hatch	5,499,000	5,499,000	0	EMPLOYEE BENEFITS	9,079,000	9,737,000	(658,000)
Hatch Multistate Research	1,315,000	1,315,000	0	FINANCIAL AID	0	0	0
Animal Health & Disease	84,000	81,000	3,000	SUPPLIES, SERVICES & OPERATIONS	13,222,000	12,535,000	687,000
McIntire-Stennis	359,000	359,000	0	USES GRAND TOTAL	50,232,000	50,217,000	15,000
Total Estimated Federal Funds	7,257,000	7,254,000	3,000	SURPLUS / (DEFICIT)	0	0	0
ESTIMATED STATE FUNDS	35,636,000	34,937,000	699,000				
RESTRICTED FUNDS	7,339,000	8,026,000	(687,000)				
SOURCES GRAND TOTAL	50,232,000	50,217,000	15,000				

Notes:

⁽¹⁾ FY2021-22 Restated

FY2022-2023 BUDGETS

MSU Extension Summary of Sources & Uses

	Sources \$ Amount				Uses \$ Amount		
	2022-23	2021-22 ⁽¹⁾	YOY Change		2022-23	2021-22 ⁽¹⁾	YOY Change
FEDERAL FUNDS				SALARIES & WAGES	31,165,000	32,024,000	(860,000)
Smith-Lever	9,670,000	9,670,000	0	EMPLOYEE BENEFITS	12,575,000	13,917,000	(1,342,000)
Expanded Nutrition	1,927,000	1,927,000	0	SUPPLIES, SERVICES & OPERATIONS	14,414,000	9,859,000	4,555,000
Renewable Resources	78,000	78,000	0	USES GRAND TOTAL	58,153,000	55,800,000	2,353,000
Total Estimated Federal Funds	11,675,000	11,675,000	0	SURPLUS / (DEFICIT)	0	0	0
ESTIMATED STATE FUNDS	30,739,000	30,136,000	603,000				
COUNTY FUNDS	8,900,000	8,900,000	0				
RESTRICTED FUNDS	6,840,000	5,089,000	1,751,000				
SOURCES GRAND TOTAL	58,153,000	55,800,000	2,353,000				

Notes:

⁽¹⁾ FY2021-22 Restated

FY2022-2023 BUDGETS

Intercollegiate Athletics Summary of Sources & Uses

	Sources \$ Amount				Uses \$ Amount		
	2022-23	2021-22 ⁽¹⁾	YOY Change		2022-23	2021-22 ⁽¹⁾	YOY Change
Ticket Sales	25,815,000	20,758,000	5,057,000	SALARIES & WAGES	47,817,000	41,193,000	6,624,000
Game Guarantees/Settlements	4,645,000	4,680,000	(35,000)	EMPLOYEE BENEFITS	11,954,000	9,533,000	2,421,000
Broadcasting	46,735,000	46,984,000	(249,000)	FINANCIAL AID	21,889,000	19,200,000	2,689,000
Fundraising				SUPPLIES, SERVICES & OPERATIONS	64,887,000	56,566,000	8,321,000
Spartan Fund-Facility Specific	8,377,000	4,807,000	3,570,000				
Special Seating Programs	11,855,000	11,855,000	0				
Spartan Fund-Other	12,620,000	4,500,000	8,120,000				
Other Activities	750,000	750,000	0				
Endowment Income	3,316,000	2,925,000	391,000	USES GRAND TOTAL	146,548,000	126,492,000	20,056,000
Post Season Income	10,643,000	10,159,000	484,000				
Sponsorships/Multi-Media Rights	9,754,000	7,133,000	2,621,000				
Events & Miscellaneous Income	2,487,000	2,183,000	304,000				
Sports Camps	1,500,000	2,000,000	(500,000)				
Parking	1,400,000	1,400,000	0				
Investment Income	0	0	0				
Licensing & Royalties	3,000,000	2,966,000	34,000				
Ancillary Programs	3,652,000	3,392,000	259,000				
SOURCES GRAND TOTAL	146,548,000	126,492,000	20,056,000	SURPLUS/(DEFICIT)	0	0	0

Notes:

⁽¹⁾ FY2021-22 Restated

BUDGET SUMMARY

	Salary, Wages & Fringe	Labor	Supplies, Svcs. & Operations	2022-23 Total	2021-22 Total
ACADEMIC UNITS					
COLLEGE OF AGRICULTURE AND NAT RESOURCES	34,861,318	1,086,456	4,155,739	40,103,513	39,146,199
COLLEGE OF ARTS AND LETTERS	39,639,232	409,580	-454,769	39,594,043	39,987,331
ARTS & HUMANITIES, RESIDENTIAL COLL IN	2,777,651	0	189,509	2,967,160	2,930,816
ELI BROAD COLLEGE OF BUSINESS	42,909,613	698,223	5,600,994	49,208,830	47,202,739
COLLEGE OF COMMUNICATION ARTS SCIENCES	21,553,831	209,600	432,132	22,195,563	22,133,912
COLLEGE OF EDUCATION	29,079,005	305,717	2,805,278	32,190,000	31,858,349
COLLEGE OF ENGINEERING	44,621,057	1,558,733	1,489,326	47,669,116	47,689,500
COLLEGE OF HUMAN MEDICINE	48,567,138	548,084	9,202,654	58,317,875	57,026,739
JAMES MADISON COLLEGE	5,028,865	0	686,823	5,715,688	5,435,382
LYMAN BRIGGS COLLEGE	4,737,651	426,266	474,883	5,638,800	5,166,305
COLLEGE OF MUSIC	11,739,315	51,904	136,296	11,927,515	11,615,412
COLLEGE OF NATURAL SCIENCE	78,561,321	1,546,115	4,549,057	84,656,493	81,631,406
COLLEGE OF NURSING	9,551,113	0	3,123,264	12,674,377	11,665,694
COLLEGE OF OSTEOPATHIC MEDICINE	29,297,370	226,650	5,860,087	35,384,107	34,010,820
COLLEGE OF SOCIAL SCIENCE	75,274,257	556,279	2,169,875	78,000,412	78,056,389
COLLEGE OF VETERINARY MEDICINE	26,094,881	70,025	1,267,117	27,432,023	26,681,665
HONORS COLLEGE	1,925,655	0	185,129	2,110,784	2,072,665
SUMMER SCHOOL	7,387,309	0	0	7,387,309	7,387,309
MSU AGBIORESEARCH	782,262	30,000	169,399	981,661	996,461
MICHIGAN STATE UNIVERSITY COLLEGE OF LAW	10,046,980	0	4,216,899	14,263,878	10,093,880
ACADEMIC UNITS SUBTOTAL	524,435,823	7,723,633	46,259,690	578,419,146	562,788,973
ACADEMIC SUPPORT					
INFORMATION TECHNOLOGY SERVICES	34,394,281	802,181	28,327,707	63,524,169	63,828,168
LIBRARIES	16,436,406	400,000	25,531,087	42,367,493	41,855,656
FACULTY AND ACADEMIC STAFF AFFAIRS	1,487,891	36,000	89,266	1,613,157	1,580,457
FACILITY FOR RARE ISOTOPE BEAMS	12,201,638	746,713	9,638,336	22,586,688	20,143,379
PROVOST AND ACADEMIC AFFAIRS	10,577,350	23,600	3,658,485	14,259,434	9,146,155
ASC PROVOST FOR UNDERGRADUATE EDUCATION	6,008,368	131,311	761,415	6,901,094	6,762,363
ENROLLMENT AND ACADEMIC STRAT PLANNING	11,689,777	693,472	994,105	13,377,354	12,254,553
ASC PROV FOR UNIV OUTREACH ENGAGEMENT	4,275,471	182,162	718,153	5,175,786	5,144,603
INTERNATIONAL STUDIES AND PROGRAMS	8,668,136	233,410	5,637,438	14,538,984	10,727,035
VICE PRES FOR STUDENT AFFAIRS SERVICES	0	0	0	0	1,750,076
GRADUATE SCHOOL DEAN	2,370,804	86,740	1,013,650	3,471,194	3,357,925
RESEARCH AND INNOVATION	28,099,455	311,453	3,493,328	31,904,236	30,867,818
HEALTH SCIENCES	2,747,258	15,000	3,772,093	6,534,351	4,784,997
ACADEMIC SUPPORT SUBTOTAL	138,956,834	3,662,043	83,635,063	226,253,940	212,203,185

BUDGET SUMMARY

	Salary, Wages & Fringe	Labor	Supplies, Svcs. & Operations	2022-23 Total	2021-22 Total
NON-ACADEMIC					
GOVERNMENT RELATIONS	1,449,421	20,000	632,715	2,102,136	2,082,758
GENERAL COUNSEL	2,991,842	10,000	67,332	3,069,174	2,865,152
UNIVERSITY ADVANCEMENT	15,149,399	895,674	2,338,371	18,383,444	18,285,907
ADMINISTRATION	1,076,944	0	2,301,086	3,378,030	3,368,053
INFRASTRUCTURE PLANNING AND FACILITIES	12,375,382	26,155,278	18,038,457	56,569,116	55,648,549
FINANCE	9,649,624	0	1,166,290	10,815,914	9,036,069
PRESIDENT	5,420,689	20,000	475,887	5,916,576	5,489,903
UNIVERSITY PROCUREMENT AND LOGISTICS	2,558,202	790,609	0	3,348,811	3,197,237
INSTITUTIONAL DIVERSITY AND INCLUSION	1,748,825	0	500,811	2,249,636	1,909,656
UNIVERSITY ARTS AND COLLECTIONS	3,652,025	0	556,609	4,208,634	3,825,155
OFC CIVIL RIGHTS AND TITLE 9 ED AND COMP	3,516,568	0	250,691	3,767,259	3,368,262
UNIVERSITY COMMUNICATIONS	5,815,186	0	2,042,349	7,857,535	7,972,905
DEPARTMENT OF POLICE AND PUBLIC SAFETY	6,569,113	0	867,022	7,436,135	7,136,267
DIVISION OF STUDENT LIFE AND ENGAGEMENT	7,388,102	173,224	344,467	7,905,793	5,953,233
HUMAN RESOURCES	11,258,641	0	-518,158	10,740,483	9,428,703
NONACADEMIC SUBTOTAL	90,619,961	28,064,784	29,063,929	147,748,674	139,567,808
GENERAL UNIVERSITY					
GENERAL FUND FRINGE BENEFITS	0	0	230,967,225	230,967,225	234,888,154
GENERAL FUND FINANCIAL AID	0	0	205,781,588	205,781,588	195,400,000
GENERAL FUND FUEL AND UTILITIES	305,541	74,036	48,028,769	48,408,346	47,267,090
OTHER GENERAL FUND OPERATIONS	7,649,324	92,477	142,179,281	149,921,081	93,584,790
GENERAL UNIVERSITY SUBTOTAL	7,954,865	166,512	626,956,863	635,078,240	571,140,034
UNIVERSITY TOTAL	761,967,484	39,616,972	785,915,545	1,587,500,000	1,485,700,000



	Salary, Wages & Fringe	Labor	Supplies, Svcs. & Operations	2022-23 Total	2021-22 Total
COLLEGE OF AGRICULTURE AND NAT RESOURCES					
AGRICULTURAL FOOD AND RESOURCE ECONOMICS	2,128,409	81,292	70,676	2,280,377	2,151,840
AGRICULTURAL TECHNOLOGY INSTITUTE	959,215	5,400	208,812	1,173,427	1,150,497
ANIMAL SCIENCE DEPARTMENT ANR	2,227,604	0	91,118	2,318,722	2,280,455
ANR RESEARCH AND EXTENSION CENTERS CANR	306,104	0	13,168	319,272	0
ANR TECHNOLOGY SERVICES	16,657	0	0	16,657	970,673
BAILEY SCHOLARS	186,039	8,600	27,396	222,035	212,477
BIOSYSTEMS AND AGRICULTURAL ENGINEERING	1,197,794	0	31,196	1,228,990	1,182,866
CANR ADMINISTRATION DEAN	784,824	0	238,716	1,023,540	1,475,402
CANR EXTERNAL RELATIONS	0	0	0	0	44,354
CANR INTERNATIONAL PROGRAMS	62,083	0	144,914	206,997	198,060
CANR PUBLIC SERVICE ACTIVITIES	2,347,137	0	10,375	2,357,512	2,165,518
CANR RESEARCH ACTIVITIES	1,342,801	30,000	1,403,565	2,776,366	2,891,851
CENTER FOR MICROBIAL ECOLOGY ANR	0	0	812	812	629
COLLEGE OF AG AND NAT RES CONTINGENCY	4,695,855	0	0	4,695,855	3,762,507
DEPARTMENT OF COMMUNITY SUSTAINABILITY	2,505,022	0	18,580	2,523,602	2,412,891
ENTOMOLOGY AGRICULTURE AND NATURAL RES	828,470	0	145,163	973,633	1,117,633
FISHERIES AND WILDLIFE	1,516,209	0	137,058	1,653,267	1,474,661
FOOD SCIENCE AND HUM NUTRITION ANR	2,775,145	30,912	488,470	3,294,527	3,402,311
FORESTRY	1,089,225	0	0	1,089,225	1,000,817
HORTICULTURE ANR	1,096,743	54,800	335,762	1,487,305	1,377,927
KELLOGG BIOLOGICAL STATION AG NAT RES	299,579	0	0	299,579	260,067
OFF CAMPUS CREDIT PROGRAM AGR NAT RES	315,658	0	0	315,658	297,974
OFF OF ACADEMIC AND STUDENT AFFAIRS CANR	833,882	0	531,947	1,365,828	1,027,789
OFF OF DIVERSITY EQUITY AND INCLUSION	123,356	0	10,362	133,718	176,038
PACKAGING	2,301,283	19,110	0	2,320,393	2,024,533
PLANT SOIL AND MICROBIAL SCIENCES	2,131,747	15,000	159,376	2,306,123	2,508,115
SCHOOL OF PLANNING DES CONSTRUCTION ANR	2,371,484	24,000	51,269	2,446,753	2,315,902
SOUTH CAMPUS ANIMAL FARMS CANR	360,494	803,447	37,004	1,200,945	1,194,527
WATER RESEARCH INSTITUTE ANR	58,500	13,895	0	72,395	67,886
MAU TOTAL	34,861,318	1,086,456	4,155,739	40,103,513	39,146,199



	Salary, Wages & Fringe	Labor	Supplies, Svcs. & Operations	2022-23 Total	2021-22 Total
COLLEGE OF ARTS AND LETTERS					
AFRICAN AMERICAN AND AFRICAN STUDIES	707,561	0	2,429	709,990	701,873
AL ACADEMIC AND INFORMATION TECH SUPPORT	335,078	28,425	188,947	552,450	538,949
AL ADVANCEMENT AND COMMUNICATIONS	20,266	42,500	79,914	142,680	142,130
AL DEAN ADMINISTRATION	4,177,546	38,848	1,690,933	5,907,327	5,721,170
AL DEVELOPMENT AND ALUMNI RELATIONS	0	22,400	11,547	33,947	33,947
AL GLOBAL STUDIES PROGRAM	42,412	0	7,947	50,359	50,143
AL GRADUATE AFFAIRS	6,618,731	0	126,060	6,744,791	6,279,642
AL RESEARCH AND SCHOLARSHIP	681,697	12,601	239,341	933,638	1,194,986
AL STUDY ABROAD AND STUDY AWAY	26,010	0	18,920	44,930	41,487
AL UNDERGRADUATE AFFAIRS	897,045	50,000	95,000	1,042,045	899,773
AMERICAN INDIAN AND INDIGENOUS STUDIES	0	0	0	0	59,751
ART ART HISTORY AND DESIGN	3,590,307	33,144	113,981	3,737,432	3,774,017
ARTS AND LETTERS DEAN SPECIAL	0	0	-3,417,045	-3,417,045	-2,096,836
ARTS AND LETTERS WRITING CENTER	116,952	128,351	61,072	306,375	249,285
CENTER FOR LANGUAGE TEACHING ADVANCEMENT	406,978	5,000	3,500	415,478	415,802
CTR FOR INTEGRAT STD ARTS AND HUMANITIES	1,094,896	0	7,882	1,102,778	1,161,535
ENGLISH	3,569,345	8,000	49,824	3,627,169	3,565,340
ENGLISH LANGUAGE CENTER	871,137	0	0	871,137	892,470
JEWISH STUDIES PROGRAM	117,680	0	0	117,680	115,831
LINGUISTICS, LANGUAGES, AND CULTURES	4,530,754	6,811	26,046	4,563,612	4,554,474
PHILOSOPHY	1,856,356	0	10,581	1,866,937	1,797,950
PROGRAM IN WOMEN, GENDER, SOCIAL JUSTICE	23,682	0	27,000	50,682	48,416
RELIGIOUS STUDIES	974,972	1,500	8,689	985,161	885,374
ROMANCE AND CLASSICAL STUDIES	2,735,596	0	21,057	2,756,653	2,643,039
THEATRE	1,674,820	0	95,796	1,770,616	1,863,955
WRITING RHETORIC AND AMERICAN CULTURE	4,569,412	32,000	75,810	4,677,222	4,452,829
MAU TOTAL	39,639,232	409,580	-454,769	39,594,043	39,987,331



	Salary, Wages & Fringe	Labor	Supplies, Svcs. & Operations	2022-23 Total	2021-22 Total
ARTS & HUMANITIES, RESIDENTIAL COLL IN					
RESIDENTIAL COLLEGE ARTS HUMAN DEAN	2,777,651	0	189,509	2,967,160	2,930,816
MAU TOTAL	2,777,651	0	189,509	2,967,160	2,930,816



	Salary, Wages & Fringe	Labor	Supplies, Svcs. & Operations	2022-23 Total	2021-22 Total
ELI BROAD COLLEGE OF BUSINESS					
ACCOUNTING AND INFORMATION SYSTEMS	7,761,846	2,300	363,463	8,127,609	7,971,430
BROAD RESIDENTIAL BUSINESS COMMUNITY	256,244	38,000	30,000	324,244	309,367
BROAD UNDERGRADUATE ACADEMIC SERVICES	1,006,468	88,212	68,464	1,163,144	929,001
BURGESS INST ENTREPRENEURSHIP INNOVATION	559,498	0	-64,500	494,998	460,000
DEPARTMENT OF MARKETING	5,523,443	81,000	495,640	6,100,083	5,703,774
DEPARTMENT OF SUPPLY CHAIN MANAGEMENT	4,546,867	1,500	-771,844	3,776,524	3,620,862
ELI BROAD COLLEGE OF BUSINESS DEAN	6,278,884	310,887	2,411,429	9,001,200	9,069,250
EXECUTIVE MBA PROGRAM	534,838	5,000	2,159,514	2,699,352	2,535,766
FINANCE	5,242,535	70,000	290,716	5,603,250	5,546,478
INTERNATIONAL BUSINESS CENTER	219,952	0	-30,401	189,551	189,551
MANAGEMENT	5,265,708	0	-315,588	4,950,120	4,417,835
MBA PROGRAM	1,940,326	25,000	1,003,022	2,968,348	2,799,762
MULTICULTURAL BUSINESS PROGRAMS	291,783	0	0	291,783	233,972
OFF CAMPUS CREDIT PROGRAM BUSINESS	250,600	0	0	250,600	250,600
RUSSELL PALMER CAREER MANAGEMENT CENTER	882,124	76,324	49,799	1,008,247	851,367
THE SCHOOL OF HOSPITALITY BUSINESS	2,348,496	0	-88,719	2,259,777	2,313,724
MAU TOTAL	42,909,613	698,223	5,600,994	49,208,830	47,202,739



	Salary, Wages & Fringe	Labor	Supplies, Svcs. & Operations	2022-23 Total	2021-22 Total
COLLEGE OF COMMUNICATION ARTS SCIENCES					
ADVERTISING AND PUBLIC RELATIONS	3,719,018	0	0	3,719,018	2,405,988
BROADCASTING SERVICES	2,198,302	0	0	2,198,302	2,178,110
COMMUNICATION	2,981,732	0	0	2,981,732	2,267,645
COMMUNICATION ARTS AND SCIENCES DEAN	4,596,553	156,100	389,810	5,142,463	3,963,248
COMMUNICATIVE SCIENCES DISORDERS CAS	1,642,262	0	0	1,642,262	1,212,392
JOURNALISM	3,438,013	53,500	42,322	3,533,835	2,062,249
MEDIA AND INFORMATION	2,977,951	0	0	2,977,951	2,255,046
OFF CAMPUS CREDIT PROGRAM COMM ARTS	0	0	0	0	5,789,233
MAU TOTAL	21,553,831	209,600	432,132	22,195,563	22,133,912



	Salary, Wages & Fringe	Labor	Supplies, Svcs. & Operations	2022-23 Total	2021-22 Total
COLLEGE OF EDUCATION					
CED ACADEMIC AFFAIRS	543,144	10,000	81,000	634,144	658,096
CED ADVANCEMENT	289,365	0	24,000	313,365	293,184
CED COMMUNICATIONS	430,801	15,000	71,920	517,721	524,004
CED DIVERSITY EQUITY AND INCLUSION	291,542	0	42,880	334,422	295,737
CED INTERNATIONAL STUDIES IN EDUCATION	437,383	0	145,572	582,955	497,787
CED OFFICE OF THE DEAN	2,804,272	0	557,721	3,361,993	2,412,477
CED OPERATIONS AND FINANCE	1,088,858	135,000	177,264	1,401,122	1,522,541
CED OUTREACH	115,365	0	25,850	141,215	110,805
CED RESEARCH ADMINISTRATION	595,215	6,000	7,360	608,575	516,971
CED STUDENT AFFAIRS	692,276	24,000	12,600	728,876	684,494
CED SUPPORT SERVICES AND ENGAGEMENT	147,981	0	5,000	152,981	197,897
CENTER FOR STUDY OF CURRICULUM POLICY	2,926	0	0	2,926	2,623
COUNSELING, EDUC PSYCH & SPEC EDUC	6,666,675	15,000	479,755	7,161,430	7,496,365
CREATE FOR STEM	241,332	10,000	41,369	292,701	293,549
EDUCATION POLICY CENTER	126,171	10,000	15,915	152,086	181,281
EDUCATIONAL ADMINISTRATION	3,751,673	6,000	317,396	4,075,069	4,637,585
KINESIOLOGY - ED	3,741,098	28,500	347,095	4,116,693	3,870,447
TEACHER EDUCATION	7,112,928	46,217	452,581	7,611,726	7,662,505
MAU TOTAL	29,079,005	305,717	2,805,278	32,190,000	31,858,349



	Salary, Wages & Fringe	Labor	Supplies, Svcs. & Operations	2022-23 Total	2021-22 Total
COLLEGE OF ENGINEERING					
BIOMEDICAL ENGINEERING	370,234	0	109,226	479,460	493,641
CHEMICAL ENGINEERING AND MATERIALS SCI	5,415,183	43,460	-308,223	5,150,421	5,377,848
CIVIL AND ENVIRONMENTAL ENGINEERING	4,591,722	10,000	-303,799	4,297,923	3,952,483
COMPOSITE MATERIALS AND STRUCTURES CTR	163,717	0	0	163,717	265,044
COMPUTATIONAL MATH SCI AND ENGR EGR	859,766	0	40,627	900,393	1,030,982
COMPUTER SCIENCE AND ENGINEERING	8,003,317	504,000	46,753	8,554,070	8,164,925
DIV OF ENGINEERING COMPUTING SERVICES	1,169,908	135,000	834,001	2,138,909	2,140,349
ELECTRICAL AND COMPUTER ENGINEERING	6,375,636	76,543	-231,246	6,220,932	6,381,161
ENGINEERING DEAN	7,639,061	666,731	393,267	8,699,059	8,756,852
ENGINEERING RESEARCH DIVISION OF	1,600,139	75,000	445,958	2,121,097	2,042,713
INSTITUTE FOR QUANTITATIVE HEALTH	1,663,325	0	0	1,663,325	1,792,081
MECHANICAL ENGINEERING	6,769,048	48,000	462,762	7,279,810	7,291,421
MAU TOTAL	44,621,057	1,558,733	1,489,326	47,669,116	47,689,500



	Salary, Wages & Fringe	Labor	Supplies, Svcs. & Operations	2022-23 Total	2021-22 Total
COLLEGE OF HUMAN MEDICINE					
BIOCHEMISTRY & MOLECULAR BIOLOGY CHM	622,238	0	5,370	627,608	670,335
CENTER FOR BIOETHICS AND SOCIAL JUSTICE	763,289	0	3,628	766,917	584,694
CHM FLINT	2,018,279	0	463,017	2,481,296	2,246,102
DEPARTMENT OF ORTHOPEDICS CHM	50,000	0	0	50,000	50,000
EMERGENCY MEDICINE	544,394	0	198	544,592	550,629
EPIDEMIOLOGY AND BIostatISTICS	3,091,742	0	82,625	3,174,367	3,114,817
FAMILY MEDICINE, DEPARTMENT OF	2,604,358	0	0	2,604,358	2,558,491
HEALTH INFORMATION TECHNOLOGY CHM	514,238	0	171,413	685,651	742,646
HUMAN MEDICINE DEAN	18,000,008	487,030	6,654,322	25,141,360	24,750,768
INSTITUTE FOR QUANTITATIVE HEALTH	1,666,104	20,800	166,857	1,853,761	1,850,134
LEARNING AND ASSESSMENT CENTER CHM	75,578	0	30,000	105,578	166,654
MEDICAL EDUCATION RESEARCH & DEVELOPMENT	499,708	24,128	19,700	543,536	544,367
MEDICINE	2,671,341	0	319,616	2,990,957	2,915,332
MICROBIOLOGY & MOLECULAR GENETICS CHM	761,193	0	131,576	892,769	938,392
NEUROLOGY & OPHTHALMOLOGY CHM	384,769	0	0	384,769	320,518
OBSTETRICS GYNECOLOGY & REPRODUCTIVE BIO	2,149,317	0	470,644	2,619,961	2,144,647
PEDIATRICS AND HUMAN DEVELOPMENT	2,675,286	0	105,969	2,781,255	2,723,074
PHARMACOLOGY & TOXICOLOGY HUMAN MEDICINE	1,219,392	0	0	1,219,392	1,105,514
PHYSIOLOGY HUMAN MEDICINE	1,793,997	10,000	14,691	1,818,688	1,986,540
PSYCHIATRY HUMAN MEDICINE	973,323	0	0	973,323	1,107,387
RADIOLOGY HUMAN MEDICINE	2,257,084	0	-95,976	2,161,108	1,989,263
SURGERY	1,511,378	6,125	199,472	1,716,975	1,804,943
THE INSTITUTE FOR HEALTH POLICY	230,651	0	0	230,651	231,554
TRANSLATIONAL NEUROSCIENCE	1,489,468	0	459,533	1,949,001	1,929,938
MAU TOTAL	48,567,138	548,084	9,202,654	58,317,875	57,026,739



JAMES MADISON COLLEGE

JAMES MADISON COLLEGE DEAN

MAU TOTAL

Salary, Wages & Fringe	Labor	Supplies, Svcs. & Operations	2022-23 Total	2021-22 Total
5,028,865	0	686,823	5,715,688	5,435,382
5,028,865	0	686,823	5,715,688	5,435,382



LYMAN BRIGGS COLLEGE

LYMAN BRIGGS DEAN

MAU TOTAL

	Salary, Wages & Fringe	Labor	Supplies, Svcs. & Operations	2022-23 Total	2021-22 Total
LYMAN BRIGGS DEAN	4,737,651	426,266	474,883	5,638,800	5,166,305
MAU TOTAL	4,737,651	426,266	474,883	5,638,800	5,166,305



	Salary, Wages & Fringe	Labor	Supplies, Svcs. & Operations	2022-23 Total	2021-22 Total
COLLEGE OF MUSIC					
BAND	0	17,000	29,234	46,234	46,234
COMMUNITY MUSIC SCHOOL	100,000	0	0	100,000	100,000
MUSIC	11,639,315	34,904	107,062	11,781,281	11,469,179
MAU TOTAL	11,739,315	51,904	136,296	11,927,515	11,615,412



	Salary, Wages & Fringe	Labor	Supplies, Svcs. & Operations	2022-23 Total	2021-22 Total
COLLEGE OF NATURAL SCIENCE					
ADVANCED MICROSCOPY, CENTER FOR	526,990	0	46,639	573,629	592,141
BIOCHEMISTRY MOLECULAR BIOLOGY CNS	3,568,131	18,000	150,000	3,736,131	3,466,093
BIOLOGICAL SCIENCE PROGRAM	1,730,605	261,264	10,000	2,001,869	1,956,735
BIOMEDICAL LABORATORY DIAGNOSTICS PROGR	1,036,850	6,000	19,792	1,062,642	1,204,608
BIOMOLECULAR SCIENCE GATEWAY	481,644	4,900	101,144	587,688	595,948
CELL AND MOLECULAR BIOLOGY PROGRAM	106,398	4,000	22,839	133,237	92,159
CHEMISTRY	10,897,169	230,363	1,945,311	13,072,843	11,444,964
COMPUTATIONAL MATH SCI AND ENGR CNS	2,234,326	182,260	86,375	2,502,961	2,413,302
CREATE FOR STEM	517,545	10,000	8,487	536,032	532,891
CTR FOR INTEGRATIVE STD GENERAL SCI	1,566,329	180,000	222,477	1,968,806	2,007,465
DREW LABORATORY	297,015	92,794	8,379	398,188	395,259
EARTH AND ENVIRONMENTAL SCIENCES	1,884,006	0	0	1,884,006	1,782,038
ECOLOGY, EVOLUTION AND BEHAVIOR	201,242	2,000	6,763	210,005	210,102
ENTOMOLOGY NATURAL SCIENCE	92,191	0	443	92,634	95,271
GENETICS PROGRAM	183,062	3,000	40,085	226,147	209,885
INSTITUTE FOR QUANTITATIVE HEALTH	0	0	0	0	1,548
INTEGRATIVE BIOLOGY	3,589,370	55,449	56,000	3,700,819	3,547,648
KBS ECOLOGY PROJECT	324,279	0	55,784	380,063	173,261
KELLOGG BIOLOGICAL STATION NAT SCI	1,251,530	0	17,000	1,268,530	1,336,391
MATHEMATICS	12,215,551	0	303	12,215,854	10,050,535
MICROBIOLOGY MOLECULAR GENETICS CNS	2,776,426	40,000	30,957	2,847,383	2,692,989
NATURAL SCIENCE DEAN	5,218,557	24,000	366,703	5,609,260	5,526,086
NATURAL SCIENCE DEAN SPECIAL	6,192,676	0	0	6,192,676	6,545,612
NEUROSCIENCE PROGRAM	772,843	3,661	28,486	804,990	755,762
OFF CAMPUS CREDIT PROGRAM NAT SCIENCE	543,220	0	60,879	604,098	1,112,349
PHYSICS ASTRONOMY	9,128,207	140,074	583,387	9,851,668	9,878,635
PHYSIOLOGY NATURAL SCIENCE	2,835,142	50,463	225,575	3,111,180	2,890,765
PLANT BIOLOGY CNS	2,487,429	45,446	28,864	2,561,739	3,029,275
PLANT RESEARCH LABORATORY NAT SCIENCE	2,007,146	90,412	337,550	2,435,108	2,384,714
PROGRAM IN MATHEMATICS EDUCATION	391,503	20,000	51,987	463,490	408,435
RESIDENTIAL INIT ON STDY OF ENVIRON	86,578	10,000	6,848	103,426	102,058
STATISTICS PROBABILITY	3,417,361	72,030	30,000	3,519,391	4,196,482



MAU TOTAL

Salary, Wages & Fringe	Labor	Supplies, Svcs. & Operations	2022-23 Total	2021-22 Total
78,561,321	1,546,115	4,549,057	84,656,493	81,631,406



	Salary, Wages & Fringe	Labor	Supplies, Svcs. & Operations	2022-23 Total	2021-22 Total
COLLEGE OF NURSING					
HEALTH INFORMATION TECHNOLOGY NUR	0	0	0	0	216,445
LEARNING AND ASSESSMENT CENTER NUR	136,897	0	0	136,897	175,000
NURSING	9,414,216	0	3,123,264	12,537,480	11,274,248
MAU TOTAL	9,551,113	0	3,123,264	12,674,377	11,665,694



	Salary, Wages & Fringe	Labor	Supplies, Svcs. & Operations	2022-23 Total	2021-22 Total
COLLEGE OF OSTEOPATHIC MEDICINE					
BIOCHEMISTRY AND MOLECULAR BIOLOGY COM	606,203	0	16,591	622,794	611,989
COM ADMISSIONS AND STUDENT LIFE	1,364,510	0	0	1,364,510	1,219,069
COM BUSINESS OFFICE	1,582,843	0	2,366,440	3,949,283	2,390,899
COM EXTERNAL PROG AND ADVANCEMENT	358,573	0	0	358,573	365,308
COM MEDICAL EDUCATION	2,985,354	0	1,149,729	4,135,083	3,812,137
COM OFFICE OF DEAN	781,982	14,000	78,500	874,482	930,451
COM STATEWIDE CAMPUS SYSTEM	109,050	0	0	109,050	90,839
DEPARTMENT OF ORTHOPEDICS COM	337,195	0	0	337,195	630,605
FAMILY AND COMMUNITY MEDICINE	868,460	0	10,000	878,460	929,686
GLOBAL HEALTH STUDIES	218,062	5,000	24,623	247,685	320,526
HEALTH INFORMATION TECHNOLOGY COM	232,195	0	551,371	783,566	790,997
IGH RESEARCH, EDUCATION, AND OUTREACH	332,907	0	0	332,907	330,107
LEARNING AND ASSESSMENT CENTER COM	247,052	0	145,000	392,052	226,654
MICROBIOLOGY AND MOLECULAR GENETICS COM	436,192	0	73,075	509,267	583,152
NEUROLOGY AND OPHTHALMOLOGY COM	1,625,874	0	0	1,625,874	1,637,037
OFF CAMPUS CREDIT PROGRAM OSTEO MED	0	0	24,086	24,086	24,086
OST MED RESEARCH AND ADV STUDY PROGRAMS	1,645,816	0	194,940	1,840,756	1,838,974
OSTEOPATHIC MANIPULATIVE MEDICINE	1,743,415	0	0	1,743,415	1,736,716
OSTEOPATHIC MEDICAL SPECIALTIES COM	1,867,548	0	0	1,867,548	1,845,559
OSTEOPATHIC SURGICAL SPECIALTIES	893,007	0	0	893,007	1,515,477
PA MEDICINE	1,049,798	0	453,123	1,502,921	1,180,984
PEDIATRICS	947,901	0	7,955	955,856	912,290
PHARMACOLOGY TOXICOLOGY	2,876,581	25,000	641,966	3,543,547	3,623,583
PHYSICAL MEDICINE AND REHABILITATION	666,004	0	0	666,004	661,846
PHYSIOLOGY OSTEOPATHIC MEDICINE	985,985	10,000	42,468	1,038,453	997,481
PSYCHIATRY OSTEOPATHIC MEDICINE	1,067,982	0	0	1,067,982	1,043,885
RADIOLOGY OSTEOPATHIC MEDICINE	1,610,835	0	0	1,610,835	1,592,799
SE MI DETROIT MEDICAL CENTER	883,184	106,000	-25,811	963,373	989,743
SE MI MACOMB UNIVERSITY CENTER	972,862	66,650	106,031	1,145,543	1,177,939
MAU TOTAL	29,297,370	226,650	5,860,087	35,384,107	34,010,820



	Salary, Wages & Fringe	Labor	Supplies, Svcs. & Operations	2022-23 Total	2021-22 Total
COLLEGE OF SOCIAL SCIENCE					
ANTHROPOLOGY SOCIAL SCIENCE	3,056,490	5,166	74,721	3,136,377	3,354,144
CNTR ANTI COUNTERFEIT AND PROD PROTECT	5,197	0	43	5,240	208,138
CRIMINAL JUSTICE	6,353,168	7,394	60,000	6,420,562	5,922,300
CTR FOR INTEGRATIVE STD SOCIAL SCIENCE	1,015,535	95,316	49,000	1,159,851	1,137,594
ECONOMICS	9,709,874	3,714	241,166	9,954,754	10,573,835
ENVIRONMENTAL SCIENCE AND POLICY PROGRAM	260,758	6,562	16,216	283,536	235,935
GEOGRAPHY ENVIRONMENT SPATIAL SCIENCES	3,247,479	5,904	18,161	3,271,544	3,371,208
GLOBAL CHG AND EARTH OBSERVATION CTR FOR	797,891	0	0	797,891	788,378
GLOBAL URBAN STUDIES	525,847	8,427	3,577	537,851	617,645
HISTORY	4,904,446	73,610	23,652	5,001,708	4,954,629
HUMAN DEVELOPMENT AND FAMILY STUDIES CSS	3,647,176	6,000	39,859	3,693,035	3,784,801
HUMAN RESOURCES AND LABOR RELATIONS	3,148,248	424	8,119	3,156,791	3,432,055
INST FOR PUBLIC POLICY SOCIAL RESEARCH	423,834	9,310	13,975	447,119	555,225
MATRIX HUM ARTS LETTERS SOC SCI ONLINE	308,569	0	1,364	309,933	306,417
POLITICAL SCIENCE	4,991,950	5,688	121,484	5,119,122	5,683,910
PSYCHOLOGY SOCIAL SCIENCE	9,237,685	29,867	153,097	9,420,649	9,563,374
SCHOOL OF PLANNING DES CONSTRUCTION CSS	1,148,525	3,000	25,000	1,176,525	1,370,202
SOCIAL SCIENCE DEAN	11,704,076	209,842	776,795	12,690,713	11,826,120
SOCIAL WORK	7,847,322	73,500	519,000	8,439,822	7,105,195
SOCIOLOGY SOCIAL SCIENCE	2,940,187	12,555	24,646	2,977,388	3,265,283
MAU TOTAL	75,274,257	556,279	2,169,875	78,000,412	78,056,389



HONORS COLLEGE

HONORS COLLEGE DEAN

MAU TOTAL

	Salary, Wages & Fringe	Labor	Supplies, Svcs. & Operations	2022-23 Total	2021-22 Total
HONORS COLLEGE DEAN	1,925,655	0	185,129	2,110,784	2,072,665
MAU TOTAL	1,925,655	0	185,129	2,110,784	2,072,665



	Salary, Wages & Fringe	Labor	Supplies, Svcs. & Operations	2022-23 Total	2021-22 Total
ASC PROVOST FOR UNDERGRADUATE EDUCATION					
AEROSPACE STUDIES	24,929	0	21,377	46,306	70,132
ASC PROVOST FOR UNDERGRADUATE EDUCATION	2,973,758	77,000	562,084	3,612,842	3,502,092
MIGRANT STUDENT SERVICES	311,888	0	0	311,888	294,081
MILITARY SCIENCE	71,826	0	38,371	110,197	108,617
NEIGHBORHOOD SUCCESS COLLABORATIVE	1,183,529	0	0	1,183,529	1,160,322
RESOURCE CTR FOR PERSONS W DISABILITIES	1,141,741	54,311	36,968	1,233,020	1,204,893
SUPPORTIVE SERVICES PROGRAM	131,702	0	102,615	234,317	233,943
TESTING CENTER	168,995	0	0	168,995	188,282
MAU TOTAL	6,008,368	131,311	761,415	6,901,094	6,762,363



SUMMER SCHOOL

SUMMER SCHOOL

MAU TOTAL

	Salary, Wages & Fringe	Labor	Supplies, Svcs. & Operations	2022-23 Total	2021-22 Total
SUMMER SCHOOL	7,387,309	0	0	7,387,309	7,387,309
MAU TOTAL	7,387,309	0	0	7,387,309	7,387,309



	Salary, Wages & Fringe	Labor	Supplies, Svcs. & Operations	2022-23 Total	2021-22 Total
COLLEGE OF VETERINARY MEDICINE					
LARGE ANIMAL CLINICAL SCIENCES	4,466,745	0	229,065	4,695,810	5,110,471
LEARNING AND ASSESSMENT CENTER CVM	76,439	0	6,140	82,579	59,058
MICROBIOLOGY AND MOLECULAR GENETICS CVM	439,405	25,513	26,351	491,269	499,070
PATHOBIOLOGY DIAGNOSTIC INVESTIGAT CVM	3,752,014	0	69,102	3,821,116	3,741,366
PHARMACOLOGY TOXICOLOGY	549,727	0	14,356	564,083	783,000
PHYSIOLOGY VETERINARY MEDICINE	0	0	1,206	1,206	2,149
SMALL ANIMAL CLINICAL SCIENCES	5,440,798	0	47,890	5,488,688	4,593,668
VETERINARY DIAGNOSTIC LABORATORY	0	0	9,757	9,757	4,505
VETERINARY MEDICINE DEAN	10,754,469	44,512	847,601	11,646,582	11,247,971
VETERINARY TECHNOLOGY	615,285	0	15,649	630,934	640,407
MAU TOTAL	26,094,881	70,025	1,267,117	27,432,023	26,681,665



	Salary, Wages & Fringe	Labor	Supplies, Svcs. & Operations	2022-23 Total	2021-22 Total
INFORMATION TECHNOLOGY SERVICES					
IT SERVICES APPLICATION SERVICES	0	0	0	0	189,365
IT SERVICES COMMUNICATION AND TRAINING	820,824	24,000	452,947	1,297,771	827,852
IT SERVICES CYBERINFRASTRUCTURE	237,508	0	953,247	1,190,755	1,208,908
IT SERVICES INFRASTRUCTURE SUPPORT	3,548,409	174,200	5,395,056	9,117,665	9,306,032
IT SERVICES SECURITY	1,260,620	30,400	2,126,641	3,417,661	4,140,285
IT SERVICES VP AND CIO	8,555,966	33,000	6,197,336	14,786,302	18,887,656
MSU IT CLIENT EXPERIENCE	3,789,761	237,872	2,259,836	6,287,468	5,452,932
MSU IT EDUCATIONAL TECHNOLOGY	2,195,373	172,000	667,242	3,034,615	3,062,250
MSU IT ENTERPRISE SERVICES	10,715,817	130,709	10,083,350	20,929,876	18,200,188
MSU IT HEALTH CARE TECHNOLOGY	852,410	0	0	852,410	-1
MSU IT OFFICE OF THE ACIO	2,417,594	0	192,052	2,609,646	2,552,702
MAU TOTAL	34,394,281	802,181	28,327,707	63,524,169	63,828,168



	Salary, Wages & Fringe	Labor	Supplies, Svcs. & Operations	2022-23 Total	2021-22 Total
<u>FACULTY AND ACADEMIC STAFF AFFAIRS</u>					
FACULTY AND ACADEMIC STAFF AFFAIRS	1,337,890	0	71,055	1,408,945	1,376,246
SECRETARY FOR ACADEMIC GOVERNANCE	150,000	36,000	18,211	204,211	204,211
MAU TOTAL	1,487,891	36,000	89,266	1,613,157	1,580,457



FACILITY FOR RARE ISOTOPE BEAMS

NAT'L SUPERCONDUCTING CYCLOTRON LAB

MAU TOTAL

Salary, Wages & Fringe	Labor	Supplies, Svcs. & Operations	2022-23 Total	2021-22 Total
12,201,638	746,713	9,638,336	22,586,688	20,143,379
12,201,638	746,713	9,638,336	22,586,688	20,143,379



	Salary, Wages & Fringe	Labor	Supplies, Svcs. & Operations	2022-23 Total	2021-22 Total
PROVOST AND ACADEMIC AFFAIRS					
APPLE DEVELOPER ACADEMY	236,360	0	263,640	500,000	0
COMMENCEMENT AND SPECIAL EVENTS	72,849	7,100	369,662	449,611	449,611
FACULTY AND ACADEMIC STAFF DEVELOPMENT	463,604	0	207,516	671,120	864,272
FACULTY GRIEVANCE AND DISPUTE RESOLUTION	179,371	0	44,543	223,914	222,095
INSTITUTIONAL RESEARCH	1,250,727	0	0	1,250,727	0
INSTITUTIONAL SPACE PLANNING MANAGEMENT	954,536	0	0	954,536	0
OFFICE OF PLANNING AND BUDGETS	0	0	0	0	2,727,370
PROVOST EVP FOR ACADEMIC AFFAIRS	4,901,501	4,000	2,625,309	7,530,810	2,170,381
PROVOST SPECIAL INSTRUCTION	1,849,134	0	0	1,849,134	1,889,136
UNIVERSITY OMBUDSPERSON	251,200	0	8,597	259,797	256,338
UNIVERSITY SCHOLARSHIPS AND FELLOWSHIPS	123,568	0	34,424	157,991	157,991
WORKLIFE OFFICE	294,500	12,500	104,794	411,794	408,960
MAU TOTAL	10,577,350	23,600	3,658,485	14,259,434	9,146,155



	Salary, Wages & Fringe	Labor	Supplies, Svcs. & Operations	2022-23 Total	2021-22 Total
ENROLLMENT AND ACADEMIC STRAT PLANNING					
AP ENRL AND ACADEMIC STRATEGIC PLANNING	1,079,672	0	0	1,079,672	672,343
ASC PROV ACADEMIC SERVICES - SPEC	0	0	14,617	14,617	14,617
FINANCIAL AID	3,250,619	243,472	112,000	3,606,091	2,893,275
OFFICE OF ADMISSIONS	4,849,771	450,000	747,038	6,046,809	6,045,271
REGISTRAR	2,509,715	0	120,450	2,630,165	2,629,047
MAU TOTAL	11,689,777	693,472	994,105	13,377,354	12,254,553



	Salary, Wages & Fringe	Labor	Supplies, Svcs. & Operations	2022-23 Total	2021-22 Total
ASC PROV FOR UNIV OUTREACH ENGAGEMENT					
ADMIN SUPPORT MLK INITIATIVE	62,118	0	0	62,118	58,244
CENTER FOR COMMUNITY ENGAGED LEARNING	350,570	24,480	42,255	417,305	250,980
COMMUNITIES OF PLACE	153,352	55,000	63,562	271,914	166,424
GIFTED AND TALENTED EDUCATION GATE	163,268	59,482	49,055	271,805	156,702
JULIAN SAMORA RESEARCH INSTITUTE	422,036	0	94,066	516,102	845,615
NATIVE AMERICAN INSTITUTE	179,836	0	23,188	203,024	173,661
OUTREACH AND ENGAGEMENT PARTNERSHIPS	502,708	0	82,184	584,892	579,551
OUTREACH ENGAGEMENT STRATEGIC INVSTMTS	0	0	60,000	60,000	229,308
PERFORMING ARTS FACILITIES AND PROGRAMS	0	0	0	0	45,000
PUBLIC ENGAGEMENT AND SCHOLARSHIP	602,243	25,200	20,878	648,321	783,718
UNIV OUTREACH AND ENGAGEMENT ADMIN	774,039	18,000	103,773	895,812	707,780
UOE COMMUNICATION AND INFORMATION TECH	926,172	0	165,725	1,091,897	995,073
UPWARD BOUND	139,129	0	13,467	152,596	152,548
MAU TOTAL	4,275,471	182,162	718,153	5,175,786	5,144,603



	Salary, Wages & Fringe	Labor	Supplies, Svcs. & Operations	2022-23 Total	2021-22 Total
INTERNATIONAL STUDIES AND PROGRAMS					
AFRICAN STUDIES CENTER	482,459	15,000	38,305	535,764	530,092
ASIAN STUDIES CENTER	302,543	0	2,650	305,193	296,006
CANADIAN STUDIES CENTER	118,417	0	6,882	125,299	119,604
CANR INTERNATIONAL PROGRAMS ISP	133,523	0	0	133,523	130,751
CENTER FOR EUROPEAN AND RUSSIAN STUDIES	162,714	2,500	12,308	177,522	177,132
CENTER FOR GENDER IN GLOBAL CONTEXT	273,034	17,500	16,189	306,723	306,085
CTR FOR ADV STUDY OF INTL DEVELOP ISP	0	14,810	0	14,810	10,000
EDUCATION ABROAD CENTER SUPPORT	1,184,839	0	0	1,184,839	240,077
EDUCATION ABROAD CREDIT PROGRAM	630,000	75,600	1,586,980	2,292,580	391,705
GLOBAL INNOV IN DEV, ENGAGE AND SCHSHP	530,138	12,500	27,659	570,297	563,000
INTERNATIONAL STUDIES AND PROGRAMS DEAN	3,364,982	78,500	3,460,191	6,903,673	6,281,683
INTERNATIONAL STUDIES PROGRAMS DEAN SPEC	0	0	326,078	326,078	181,706
LATIN AMERICAN STUDIES CENTER	294,611	17,000	20,196	331,807	327,432
OFFICE OF INTERNATIONAL STUDENTS SCHOL	1,190,875	0	140,000	1,330,875	1,171,763
MAU TOTAL	8,668,136	233,410	5,637,438	14,538,984	10,727,035



	Salary, Wages & Fringe	Labor	Supplies, Svcs. & Operations	2022-23 Total	2021-22 Total
LIBRARIES					
CENTER, TEACHING AND LEARNING INNOVATION	952,385	0	0	952,385	1,908,238
LIBRARIES	14,968,439	400,000	1,027,250	16,395,689	16,069,790
LIBRARY ACQUISITIONS	0	0	23,772,837	23,772,837	22,640,798
MSU PRESS LIBRARIES	515,582	0	0	515,582	505,830
VOICE LIBRARY	0	0	731,000	731,000	731,000
MAU TOTAL	16,436,406	400,000	25,531,087	42,367,493	41,855,656



	Salary, Wages & Fringe	Labor	Supplies, Svcs. & Operations	2022-23 Total	2021-22 Total
MSU AGBIORESEARCH					
ABR DIRECTORS OFFICE	81,250	30,000	169,399	280,649	265,942
ANIMAL SCIENCE DEPARTMENT MABR	223,863	0	0	223,863	279,792
BIOMEDICAL ENGINEERING	65,933	0	0	65,933	64,640
CENTER FOR RESEARCH ON INGREDIENT SAFETY	167,308	0	0	167,308	200,297
COMPUTATIONAL MATH SCI AND ENGR MABR	29,340	0	0	29,340	28,764
HORTICULTURE MABR	91,237	0	0	91,237	67,976
PLANT SOIL AND MICROBIAL SCIENCES	123,331	0	0	123,331	89,050
MAU TOTAL	782,262	30,000	169,399	981,661	996,461



	Salary, Wages & Fringe	Labor	Supplies, Svcs. & Operations	2022-23 Total	2021-22 Total
RESEARCH AND INNOVATION					
BIO/COMPUTATIONAL EVOLUTION IN ACTION	18,432	0	0	18,432	77,296
BIOECONOMY INSTITUTE	0	2,250	404	2,654	2,654
CAMPUS ANIMAL RESOURCES	1,090,993	148,333	202,691	1,442,017	1,146,030
CLINICAL AND TRANSLATIONAL SCIENCES	1,103,371	14,000	1,750	1,119,121	1,103,886
CTR FOR STATISTICAL TRAINING CONSULTING	669,115	0	15,971	685,086	678,509
ENVIRONMENTAL HEALTH AND SAFETY	2,194,200	29,134	111,411	2,334,746	2,331,996
GREAT LAKES BIOENERGY RESEARC CTR VPRGS	340,012	0	180,784	520,796	519,592
GREENHOUSE FACILITIES SVPRI	86,190	50,000	63,810	200,000	0
INSTITUTE FOR CYBER ENABLED RESEARCH	1,641,281	0	1,018,804	2,660,085	1,888,973
MIDLAND ST ANDREWS	300,000	0	919	300,919	0
MSU INNOVATION CENTER	2,053,388	32,736	1,191,067	3,277,191	3,252,630
OFFICE OF RESEARCH AND INNOVATION	2,272,347	25,000	452,652	2,749,999	2,374,999
OFFICE OF RESEARCH REGULATORY SUPPORT	3,080,788	0	0	3,080,788	2,704,862
REF INITIATIVES	9,005,195	0	0	9,005,195	10,291,868
RESEARCH TECHNOLOGY SUPPORT FACILTY	1,044,591	0	132,848	1,177,439	1,171,935
SPONSORED PROGRAMS ADMIN OSP PREAWARD	3,199,551	10,000	120,217	3,329,768	3,322,587
MAU TOTAL	28,099,455	311,453	3,493,328	31,904,236	30,867,818



	Salary, Wages & Fringe	Labor	Supplies, Svcs. & Operations	2022-23 Total	2021-22 Total
UNIVERSITY ARTS AND COLLECTIONS					
ART MUSEUM	1,374,509	0	283,867	1,658,376	1,591,388
ASC PROV UNIVERSITY ARTS AND COLLECTIONS MUSEUM	684,662	0	23,137	707,799	402,915
WJ BEAL BOTANICAL GARDEN	1,132,921	0	190,773	1,323,694	1,378,406
	459,934	0	58,832	518,766	452,447
MAU TOTAL	3,652,025	0	556,609	4,208,634	3,825,155



GOVERNMENT RELATIONS

GOVERNMENT RELATIONS

MAU TOTAL

Salary, Wages & Fringe	Labor	Supplies, Svcs. & Operations	2022-23 Total	2021-22 Total
1,449,421	20,000	632,715	2,102,136	2,082,758
1,449,421	20,000	632,715	2,102,136	2,082,758



	Salary, Wages & Fringe	Labor	Supplies, Svcs. & Operations	2022-23 Total	2021-22 Total
GENERAL COUNSEL					
FREEDOM OF INFORMATION ACT OFFICE	305,343	0	6,040	311,383	286,102
GENERAL COUNSEL	2,686,499	10,000	61,292	2,757,791	2,579,050
MAU TOTAL	2,991,842	10,000	67,332	3,069,174	2,865,152



	Salary, Wages & Fringe	Labor	Supplies, Svcs. & Operations	2022-23 Total	2021-22 Total
<u>VICE PRES FOR STUDENT AFFAIRS SERVICES</u>					
CAREER SERVICES AND PLACEMENT	0	0	0	0	1,284,329
EDUCATIONAL AND SUPPORT SERVICES	0	0	0	0	117,564
FAMILY RESOURCE CENTER	0	0	0	0	124,918
SERVICE LEARNING CENTER	0	0	0	0	223,264
MAU TOTAL	0	0	0	0	1,750,076



GRADUATE SCHOOL DEAN

GRADUATE SCHOOL DEAN

MAU TOTAL

	Salary, Wages & Fringe	Labor	Supplies, Svcs. & Operations	2022-23 Total	2021-22 Total
	2,370,804	86,740	1,013,650	3,471,194	3,357,925
MAU TOTAL	2,370,804	86,740	1,013,650	3,471,194	3,357,925



	Salary, Wages & Fringe	Labor	Supplies, Svcs. & Operations	2022-23 Total	2021-22 Total
UNIVERSITY ADVANCEMENT					
ADVANCEMENT ADMINISTRATION	946,144	34,000	246,657	1,226,801	1,199,801
ADVANCEMENT INFO SYS DONOR STRATEGY	4,658,888	79,499	346,665	5,085,052	5,085,052
ADVANCEMENT MKTG AND COMM	2,676,681	18,720	352,461	3,047,862	3,047,862
AVP ADMINISTRATIVE SERVICES	827,290	0	27,910	855,200	720,824
CONSTITUENCY PROGRAM DIR 1	683,821	0	16,081	699,902	0
CONSTITUENCY PROGRAM DIR 2	677,351	0	16,152	693,503	1,987,819
CONSTITUENCY PROGRAM DIR 3	464,011	0	17,540	481,551	0
FOUNDATION RELATIONS	0	50,000	123,329	173,329	173,329
INDIVIDUAL GIVING	320,284	4,000	735,492	1,059,776	1,059,776
MSU ALUMNI OFFICE	2,857,380	709,455	209,746	3,776,581	3,776,581
PRINCIPAL GIFTS	254,980	0	43,748	298,728	298,728
VICE PRESIDENT UNIVERSITY ADVANCEMENT	782,570	0	202,590	985,160	936,135
MAU TOTAL	15,149,399	895,674	2,338,371	18,383,444	18,285,907



ADMINISTRATION

EVP ADMINISTRATION

MAU TOTAL

	Salary, Wages & Fringe	Labor	Supplies, Svcs. & Operations	2022-23 Total	2021-22 Total
EVP ADMINISTRATION	1,076,944	0	2,301,086	3,378,030	3,368,053
MAU TOTAL	1,076,944	0	2,301,086	3,378,030	3,368,053



	Salary, Wages & Fringe	Labor	Supplies, Svcs. & Operations	2022-23 Total	2021-22 Total
INFRASTRUCTURE PLANNING AND FACILITIES					
IPF ADMINISTRATION	366,243	0	1,132,574	1,498,817	1,748,893
IPF BLDG SERV BUSINESS OFFICE	1,479,980	8,874,859	6,332,893	16,687,732	16,539,234
IPF BUILDING PERFORMANCE SERVICES	827,491	300,403	453,569	1,581,463	1,580,334
IPF CAMPSERV SURPLUS STORE AND RECYCLING	768,383	814,091	0	1,582,474	1,541,303
IPF CAMPUS SERVICES BIKE CENTER	69,271	0	0	69,271	69,271
IPF CAMPUS SERVICES CUSTODIAL SERVICES	2,014,392	9,601,035	1,880,959	13,496,386	13,483,235
IPF CAMPUS SERVICES LANDSCAPE SERVICES	607,664	1,724,005	1,520,080	3,851,749	3,891,402
IPF MAINT AND REPAIR STOCK	0	0	299,327	299,327	299,327
IPF POWER AND WATER	2,370,490	4,377,587	4,569,857	11,317,934	10,984,892
IPF PROJECT SERVICES	345,135	22,329	784,470	1,151,934	1,151,880
IPF REAL ESTATE AND CAPITAL PLAN BUS OFF	370,377	13,001	0	383,378	0
IPF RECP DEMMER CENTER	68,199	0	0	68,199	0
IPF RECP HIDDEN LAKE GARDENS	90,763	34,528	30,000	155,291	0
IPF RECP KELLOGG BIO STATION FACILITIES	328,306	248,652	60,000	636,957	631,101
IPF RECP PLANNING DESIGN CONSTRUCTION	559,463	0	477,500	1,036,963	966,963
IPF RECP REAL ESTATE OPERATIONS	134,131	0	42,339	176,470	393,758
IPF SUPPORT SERVICES	1,975,094	144,788	454,889	2,574,771	2,366,956
MAU TOTAL	12,375,382	26,155,278	18,038,457	56,569,116	55,648,549



	Salary, Wages & Fringe	Labor	Supplies, Svcs. & Operations	2022-23 Total	2021-22 Total
FINANCE					
CONTROLLER	5,279,672	0	100,601	5,380,273	5,214,216
CONTROLLER SPECIAL	109,261	0	0	109,261	0
OFFICE OF FINANCIAL PLANNING AND BUDGET	754,112	0	385,414	1,139,526	0
OFFICE OF SENIOR VP, CFO AND TREASURER	812,125	0	282,628	1,094,753	814,753
SPONSORED PROGRAMS ADMIN CGA POSTAWARD	2,694,453	0	397,647	3,092,100	3,007,099
MAU TOTAL	9,649,624	0	1,166,290	10,815,914	9,036,069



DIVISION OF STUDENT LIFE AND ENGAGEMENT

SLE GENERAL FUND

MAU TOTAL

Salary, Wages & Fringe	Labor	Supplies, Svcs. & Operations	2022-23 Total	2021-22 Total
7,388,102	173,224	344,467	7,905,793	5,953,233
7,388,102	173,224	344,467	7,905,793	5,953,233



	Salary, Wages & Fringe	Labor	Supplies, Svcs. & Operations	2022-23 Total	2021-22 Total
UNIVERSITY PROCUREMENT AND LOGISTICS					
LOGISTICS AND UNIVERSITY STORES	0	0	0	0	1,178,140
PROCUREMENT	0	0	0	0	580,015
UPL ADMINISTRATION	2,558,202	790,609	0	3,348,811	904,774
UPL FINANCE AND ANALYTICS	0	0	0	0	534,308
MAU TOTAL	2,558,202	790,609	0	3,348,811	3,197,237



HUMAN RESOURCES

HUMAN RESOURCES

MAU TOTAL

	Salary, Wages & Fringe	Labor	Supplies, Svcs. & Operations	2022-23 Total	2021-22 Total
HUMAN RESOURCES	11,258,641	0	-518,158	10,740,483	9,428,703
MAU TOTAL	11,258,641	0	-518,158	10,740,483	9,428,703



	Salary, Wages & Fringe	Labor	Supplies, Svcs. & Operations	2022-23 Total	2021-22 Total
<u>DEPARTMENT OF POLICE AND PUBLIC SAFETY</u>					
DEPARTMENT OF POLICE AND PUBLIC SAFETY	6,569,113	0	867,022	7,436,135	7,136,267
MAU TOTAL	6,569,113	0	867,022	7,436,135	7,136,267



	Salary, Wages & Fringe	Labor	Supplies, Svcs. & Operations	2022-23 Total	2021-22 Total
PRESIDENT					
EMPLOYEE ASSISTANCE PROGRAM	609,707	0	-153,352	456,355	456,355
FOOD SANITARIAN	63,102	0	-2,360	60,742	83,742
HEALTH PROMOTION PROGRAM	267,660	0	46,002	313,662	313,662
OCCUPATIONAL HLTH UNIVERSITY PHYSICIAN	206,402	0	-57,176	149,226	148,446
OFFICE OF AUDIT, RISK AND COMPLIANCE	1,770,646	0	86,431	1,857,077	1,732,561
PRESIDENTS OFFICE OPERATIONS	1,653,937	10,000	158,420	1,822,357	1,506,027
SECRETARY OF BOARD OF TRUSTEES	330,607	10,000	274,864	615,471	610,621
TRAVEL CLINIC UNIVERSITY PHYSICIAN	91,173	0	12,139	103,312	103,312
UNIVERSITY PHYSICIAN	427,455	0	110,919	538,374	535,176
MAU TOTAL	5,420,689	20,000	475,887	5,916,576	5,489,903



OFC CIVIL RIGHTS AND TITLE 9 ED AND COMP

OFFICE OF INSTITUTIONAL EQUITY

MAU TOTAL

Salary, Wages & Fringe	Labor	Supplies, Svcs. & Operations	2022-23 Total	2021-22 Total
3,516,568	0	250,691	3,767,259	3,368,262
3,516,568	0	250,691	3,767,259	3,368,262



	Salary, Wages & Fringe	Labor	Supplies, Svcs. & Operations	2022-23 Total	2021-22 Total
UNIVERSITY COMMUNICATIONS					
MEDIA AND PUBLIC INFORMATION	1,524,244	0	46,314	1,570,558	1,505,108
MKTG, PUBLIC REL, AND DIGITAL STRATEGY	2,584,668	0	97,426	2,682,094	2,649,045
VP AND STRATEGIC DIR UNIV COMMUNICATIONS	1,706,274	0	1,898,609	3,604,883	3,818,753
MAU TOTAL	5,815,186	0	2,042,349	7,857,535	7,972,905



	Salary, Wages & Fringe	Labor	Supplies, Svcs. & Operations	2022-23 Total	2021-22 Total
HEALTH SCIENCES					
HEALTH SCIENCES EVP	2,747,258	15,000	772,093	3,534,351	2,784,997
HFHS MSU HEALTH SCIENCES	0	0	3,000,000	3,000,000	2,000,000
MAU TOTAL	2,747,258	15,000	3,772,093	6,534,351	4,784,997



INSTITUTIONAL DIVERSITY AND INCLUSION

INSTITUTIONAL DIVERSITY AND INCLUSION

MAU TOTAL

Salary, Wages & Fringe	Labor	Supplies, Svcs. & Operations	2022-23 Total	2021-22 Total
1,748,825	0	500,811	2,249,636	1,909,656
1,748,825	0	500,811	2,249,636	1,909,656



	Salary, Wages & Fringe	Labor	Supplies, Svcs. & Operations	2022-23 Total	2021-22 Total
GENERAL UNIVERSITY ITEMS					
ACADEMIC ACHIEVEMENT GRAD ASSISTANTSHIP	0	0	1,867,529	1,867,529	1,813,135
ACADEMIC COMPETITIVENESS INITIATIVES	0	0	11,006,575	11,006,575	8,587,847
ACCRUED EMPLOYEE VACATION	0	0	422,300	422,300	422,300
ACCRUED PERSONNEL COSTS	0	0	500,000	500,000	500,000
APPLICATION FEE WAIVERS	0	0	1,003,028	1,003,028	973,814
ARBITRATOR COSTS	0	0	12,500	12,500	22,500
ASSOCIATION MEMBERSHIPS	0	0	600,000	600,000	500,000
ASSOCIATION MEMBERSHIPS ACADEMIC	0	0	500,000	500,000	450,000
AUDITING SERVICES	0	0	500,000	500,000	500,000
AUXILIARY OPERATIONAL OVERHEAD ABATEMENT	0	0	-27,592,540	-27,592,540	-32,200,000
BARRIER FREE ACCESS PROJECTS	0	0	498,331	498,331	483,816
BOARD MEMBERS EXPENSES	0	0	42,000	42,000	42,000
BUILDING MAINTENANCE AND OPERATIONS	0	0	1,194,560	1,194,560	1,200,000
CAMPUS BEAUTIFICATION	0	0	110,313	110,313	108,171
CENTER FOR SURVIVORS	941,952	0	58,048	1,000,000	738,036
CLASSROOM IMPROVEMENTS	0	0	337,714	337,714	327,877
COUNSELING AND PSYCHIATRIC SERVICES	4,090,951	0	151,460	4,242,411	3,030,000
COURSE FEE COURTESY	0	0	4,100,000	4,100,000	4,095,254
DEATH BENEFITS	0	0	542,370	542,370	542,370
DEBT SERVICE	0	0	31,000,000	31,000,000	31,650,908
DEFERRED BUDGETARY ADJUSTMENTS	0	0	30,700,000	30,700,000	8,105,271
DEFERRED MAINT SERVICES EQUIPMENT	0	0	1,459,541	1,459,541	1,417,030
DENTAL INSURANCE	0	0	5,036,493	5,036,493	5,036,493
DOMESTIC SHELTER	228,939	0	22,899	251,838	239,756
EMPLOYEE PROFESSIONAL DEVELOPMENT	0	0	765,870	765,870	765,870
ENGINEERING COOPERATIVE PROGRAM	0	0	550,000	550,000	300,000
ENGINEERING RESEARCH FACILITY	20,359	0	79,641	100,000	123,700
ENROLL BASED INITIAT INSTRUCTIONAL SUPP	0	0	3,000,000	3,000,000	434,000
EVP ADMIN SERVICES TECH ALLOCATIONS	0	0	500,000	500,000	500,000
FACULTY MARKET PROGRAM	0	0	11,500,000	11,500,000	3,000,000
FINANCIAL AIDS INITIATIVE	0	0	175,000	175,000	175,000
FIRE PROTECTION	0	0	190,873	190,873	190,873
FOREIGN STUDENT ASSISTANCE	0	0	1,181,000	1,181,000	1,396,792
FOREIGN STUDENT EXCHANGE CONSORTIA	0	0	10,000	10,000	400,000



	Salary, Wages & Fringe	Labor	Supplies, Svcs. & Operations	2022-23 Total	2021-22 Total
GRADUATE SCHOLARSHIPS AND FELLOWSHIPS	0	0	35,532,750	35,532,750	35,019,987
HAZARDOUS WASTE REMOVAL	625,626	0	918,964	1,544,590	1,499,602
HEALTH ASSESSMENT SURVEY	0	0	162,244	162,244	162,244
HOPE LIFELONG LEARNING SCHOLARSHIP REPR	0	0	36,000	36,000	36,000
HOSPITALIZATION	0	0	101,027,433	101,027,433	104,953,108
INDIAN TUITION WAIVER	0	0	2,046,000	2,046,000	1,750,000
INFRASTRUCTURE ALTERATIONS IMPROVMENTS	0	0	9,396,477	9,396,477	9,122,793
INSURANCE	0	0	8,000,000	8,000,000	5,368,250
KCP COLLEGE DAY PROGRAMS	187,286	0	12,604	199,890	197,911
KELLOGG BIOLOGICAL STATION UTILITIES	0	0	803,400	803,400	780,000
LANDSCAPE SERVICES SPECIAL	0	0	669,500	669,500	650,000
LEGAL PROFESSIONAL SERVICES	0	0	520,150	520,150	505,000
LONG TERM DISABILITY	0	0	2,002,562	2,002,562	2,002,562
LONGEVITY	0	0	996,100	996,100	996,100
MEDICAID INTERGOVERNMENTAL TRANSFER	0	0	31,000,000	31,000,000	31,000,000
MEDICAID INTERGOVT TRANSFER ABATEMENT	0	0	-31,000,000	-31,000,000	-31,000,000
ML KING C CHAVEZ ROSA PARKS FELLOWSHIP	0	0	141,457	141,457	141,457
PHYSICAL EDUCATION INSTRUCTION SERVICE	0	0	70,000	70,000	85,000
QUALITY INITIATIVE ACCOUNT	0	0	17,307,329	17,307,329	5,856,935
RECYCLING WASTE REDUCTION WASTE DISPOSAL	0	0	586,974	586,974	572,658
RESEARCH OPPORTUNITY PROGRAM	0	0	539,353	539,353	523,644
RETIREMENT	0	0	65,426,047	65,426,047	65,426,047
REVENUE BASED INITIATIVE FINANCIAL AID	0	0	2,160,000	2,160,000	2,160,000
REVENUE BASED INITIATIVES	0	0	19,000,000	19,000,000	18,971,899
ROAD REPAIR	0	0	515,000	515,000	500,000
SCHOLARSHIPS FELLOWSHIPS SPECIAL	0	0	3,550,000	3,550,000	2,240,306
SEWAGE SERVICE	0	0	3,933,914	3,933,914	3,819,334
SOCIAL SECURITY	0	0	48,423,706	48,423,706	48,423,706
SPACE RENTAL	0	0	5,694,500	5,694,500	5,528,641
SPECIAL ALTERATIONS AND IMPROVEMENTS	364,944	0	1,274,060	1,639,004	1,591,266
STUDENT AID GRANTS	0	0	108,895,000	108,895,000	107,984,000
TECHNOLOGY TEACHING AND LEARNING FUND	0	0	9,832,773	9,832,773	9,832,773
UNDERGRADUATE SCHOLARSHIPS	0	0	49,913,000	49,913,000	42,250,000
UNDERGRADUATE SUMMER RESEARCH SUPPORT	0	0	85,000	85,000	85,000
UNEMPLOYMENT COMPENSATION	0	0	282,706	282,706	282,706



	Salary, Wages & Fringe	Labor	Supplies, Svcs. & Operations	2022-23 Total	2021-22 Total
UNION RELEASE TIME	371,597	92,477	30,069	494,143	479,750
UNIVERSITY CURRICULUM	0	0	84,368	84,368	81,911
UNIVERSITY EVENTS	0	0	137,254	137,254	137,254
UNIVERSITY HEALTH PROGRAMS	811,089	0	568,349	1,379,438	1,339,260
UTILITIES ABATEMENT	0	0	-15,700,000	-15,700,000	-16,390,000
UTILITIES SERVICES FARMS AND MISC	0	0	4,918,200	4,918,200	4,788,900
UTILITIES SERVICES INCINERATOR FUEL	305,541	74,036	295,408	674,985	655,325
UTILITY SERVICES POWER PLANT FUEL	0	0	53,000,000	53,000,000	52,850,000
VISITING FACULTY PROGRAM	0	0	60,000	60,000	216,456
VISITING FACULTY PROGRAM RESERVE	6,582	0	3,313	9,895	10,043
WORKERS COMPENSATION	0	0	1,779,394	1,779,394	1,779,394
MAU TOTAL	7,954,865	166,512	626,956,863	635,078,240	571,140,034



	Salary, Wages & Fringe	Labor	Supplies, Svcs. & Operations	2022-23 Total	2021-22 Total
MICHIGAN STATE UNIVERSITY COLLEGE OF LAW					
COLLEGE OF LAW DEAN	3,182,312	0	3,160,201	6,342,513	2,410,787
JURIS DOCTORATE PROGRAMS	6,796,367	0	847,145	7,643,512	7,482,533
LAW GRADUATE AND INTERNATIONAL PROGRAMS	68,301	0	209,553	277,854	200,560
MAU TOTAL	10,046,980	0	4,216,899	14,263,878	10,093,880
UNIVERSITY TOTAL	761,967,484	39,616,972	785,915,545	1,587,500,000	1,485,700,000